



**MB TRUCK CITY**  
**GEARED FOR GREATNESS**  
 Official **SINOTRUK** Dealer



# G7S 64480

6X4 Air or Spring Suspension

## SPECIFICATION SHEET



The **SITRAK G7S 64480** is purpose-built for operators who demand maximum return from every kilometre. With powerful high-torque performance, excellent fuel efficiency, and a durable heavy-duty chassis, it delivers the perfect balance between payload capacity and low running costs. Its advanced AMT transmission and driver-focused comfort ensure smoother operations, reduced fatigue, and improved productivity—making it a smart, reliable investment that keeps your fleet moving and your business growing.

**JOHANNESBURG**  
 53 Dekema Road  
 Wadeville, Germiston  
 Office: (011) 824 5301

[www.truckcity.co.za](http://www.truckcity.co.za)  
 070 445 5184

**Standby / After Hours:**  
**Parts:** 083 601 8273  
**Workshop & Breakdowns:**  
 083 616 0770

**BLOEMFONTEIN**  
 7 De Bloem Avenue,  
 Estoire, Bloemfontein  
 Office: (051) 443 8982

[www.truckcity.co.za](http://www.truckcity.co.za)  
 070 445 5184

**Standby / After Hours:**  
**Breakdowns:**  
 061 585 6470

**GQEBERHA (PE)**  
 469 Strdebaker Str,  
 Markman, Gqeberha  
 Office: (041) 012 5054

[www.truckcity.co.za](http://www.truckcity.co.za)  
 070 445 5184

**Standby / After Hours:**  
**Breakdowns:**  
 074 871 8917






**MB TRUCK CITY**  
GEARED FOR GREATNESS



**G7S 64480**


## FEATURES



### POWER & PERFORMANCE

- **480HP (353kW) high-output engine**
- **2300Nm torque** for heavy-load pulling power
- 12.4L, 6-cylinder, water-cooled engine
- Strong low-end torque (ideal for hills & long hauls)
- **Excellent fuel efficiency** ( $\leq 186$  g/kWh)
- Max speed  $\pm 110$  km/h
- Gradeability up to  $\pm 35\%$  (handles steep terrain easily)


**Big power + fuel efficiency = lower cost per km**



### HEAVY-DUTY CAPABILITY

- **6x4 axle configuration** (ideal for long-haul & heavy loads)
- **GCM up to 80,000 kg**
- Robust ladder-frame chassis (high-strength steel)
- Differential locks for tough conditions
- Strong rear axle load capacity

**Built for serious payloads and African conditions**



### TRANSMISSION & DRIVELINE

- **ZF 12-speed AMT (Automated Manual Transmission)** – 12 forward and 2 reverse with retarder.
- Smooth gear shifting = less driver fatigue
- Built-in **retarder option** for downhill control
- Clutch-assisted automated system
- Proven European drivetrain reliability

**Easier driving + reduced wear & tear**



### SUSPENSION & RIDE QUALITY

- **Air or Spring suspension (rear)** for smoother ride
- Front leaf spring suspension
- Cab air suspension (4-point system)
- Improved load stability + driver comfort

**Protects cargo + keeps drivers fresh on long trips**



**M B TRUCK CITY**  
GEARED FOR GREATNESS



**G7S 64480**

## FEATURES

### SAFETY FEATURES

- ABS (Anti-lock Braking System)
- EBS (Electronic Braking System)
- Traction control (ASR)
- Exhaust brake / engine brake
- Dual-circuit air braking system
- Disc brakes for improved stopping power
- Differential lock for traction

**Safer operations = less downtime & risk**

### DRIVER COMFORT & CAB

- Double sleeper cab (long-haul ready)
- Air suspension seats (driver comfort)
- Leather seats
- Air conditioning
- Adjustable steering wheel
- Electric windows
- Central locking
- Spacious cab with storage
- Cabin tilt for easy maintenance

**Keeps drivers happy = better productivity**



### TECHNOLOGY & INTERIOR

- Onboard computer system
- Digital display / infotainment system
- MP5 / radio / USB interface
- Cruise control
- Multi-function controls

**Modern truck feel at a competitive price**

### FUEL & RANGE

- Large dual fuel tanks (550L + 400L) with locking fuel cap.
- Aluminium tanks (lighter, corrosion resistant)
- Long-distance range without frequent refuelling

**Perfect for cross-border & long-haul routes**





**M B TRUCK CITY**  
GEARED FOR GREATNESS



**G7S 64480**


## FEATURES



### PRACTICAL FEATURES

- Adjustable fifth wheel
- Tow hitch
- Wind deflectors (better aerodynamics)
- Fog lights
- Tool kit & emergency equipment
- Side steps for easy cab access

**Ready to work from day one**



### ELECTRICAL SYSTEM

- 24V electrical system
- High-output alternator
- Dual batteries (reliable starting)



### DURABILITY & BUILD QUALITY

- Heavy-duty steel chassis
- Proven European-based engine platform
- Designed for **long-haul + harsh conditions**
- Reliable drivetrain with low maintenance costs

**Built to last, not just to sell**



### AEROKIT

- Adjustable Aerokit.
- Reduces wind resistance (drag)
- Truck needs **less power to maintain speed**
- Real-world savings:
  - $\pm 8\% - 15\%$  fuel reduction depending on setup
- On a long-haul fleet  $\rightarrow$  this = **massive cost saving over time**

**The faster you drive, the more the aerokit pays for itself.**



**M B TRUCK CITY**  
GEARED FOR GREATNESS

**G7S 64480**



## CABIN INTERIOR FEATURES



### LEATHER ADJUSTABLE SEATS

- Air-suspension seat for maximum ride comfort
  - Multi-adjustable (height, damping, lumbar support)
  - Heating & ventilation functions for all-weather comfort
  - Ergonomic design reduces driver fatigue on long hauls
  - Premium finish (often leather) for added durability and comfort.
- Convenient pull-out table integrated into dashboard
- Ideal for meals, paperwork, or laptop use on the road
  - Space-saving design—folds away neatly when not in use
  - Enhances in-cab practicality for long-distance operations.

**Superior comfort and support reduce fatigue, keeping drivers focused and productive on long hauls.**



### LEATHER ADJUSTABLE SEATS

- Modern dashboard with smart storage drawers for added practicality
- Advanced onboard computer providing real-time vehicle data and diagnostics
- Large digital display with clear, driver-focused interface
- Integrated infotainment system with MP5 player, radio, and USB connectivity
- Cruise control for relaxed, fuel-efficient long-distance driving
- Multi-function steering wheel for easy access to controls and safer operation

**A smart, driver-focused dashboard improved efficiency, and safer driving.**



**MB TRUCK CITY**  
GEARED FOR GREATNESS

**G7S 64480**



## CABIN INTERIOR FEATURES



### DOUBLE SLEEPER

- Spacious double sleeper setup for comfortable long-haul rest
- Lower bunk fitted with dedicated reading light for added convenience
- Soft interior lighting creates a relaxed, driver-friendly environment
- Practical layout supports rest, storage, and everyday in-cab living
- Ideal for long-distance and team driving operations

**A comfortable, well-lit resting space that keeps drivers refreshed and ready for the road.**



### PARKING COOLER

- Integrated parking cooler keeps the cab comfortable even when the engine is off +/- 6 hours
- Maintains a cool, controlled cabin temperature during rest periods.
- Reduces fuel consumption and engine wear compared to idling.
- Ideal for long-haul operations and overnight stops.
- Enhances driver comfort, rest quality, and overall productivity

**A smarter cooling solution that saves fuel, protects the truck, and keeps drivers refreshed on every journey.**



**MB TRUCK CITY**  
GEARED FOR GREATNESS

**G7S 64480**



## CABIN INTERIOR FEATURES



### OVERHEAD STORAGE SPACE

- Spacious overhead storage compartments for easy in-cab organisation
- Secure, enclosed units with doors to keep items safely stored while driving
- Ideal for personal belongings, documents, and daily essentials
- Smart placement above the windshield for quick and easy access
- Maximises cabin space without compromising comfort or movement

**A clean, organised cabin that keeps everything within reach—helping drivers stay focused and efficient on the road.**




### IN-CAB FREEZER

- Built-in fridge/freezer unit for convenient food and drink storage on the road
- Keeps items fresh or frozen during long-haul trips
- Compact, space-efficient design integrated into the cab layout
- Ideal for extended journeys—reduces the need for frequent stops
- Enhances driver comfort and independence while on the road

**A practical, lifestyle-focused feature that keeps drivers self-sufficient, comfortable, and focused on the job.**

## ENGINE

Model	SINOTRUK MC13.48-30
Type	Euro III Emission Standard
	6 Cylinder In-line, Water Cooled
Displacement	12.419L
Fuel consumption	≤186g/kWh
Maximum output	480hp(353Kw)at 1900rpm
Maximum torque	2300Nmat 1050 ~ 1400rpm



## TRANSMISSION

Model	ZF12TX2621TD, 12F & 2R
	With retarder and PTO
Ratio	16.69;12.92;9.93;7.69;5.90;4.57; 3.66;2.83;2.17;1.68;1.29;1; 15.54; 12.03(R)

## CLUTCH

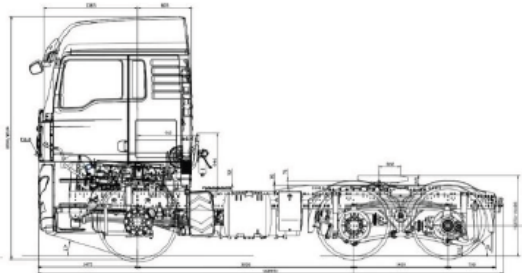
Diameter	430mm
Type	Single Plate
Operation	Hydraulically-Air Assistance

## PROPELLER SHAFT

Type	Double Universal Joint Propeller Shaft with Gear-shaped Coupling Flange
------	---

## AXLE

Front Axle	VPD71DS, Disk Brake
Rear Axle	MCY13BES, Disk Brake
Ratio	3.08



## CHASSIS

Frame	TGA frame, U-profile Parallel Ladder Frame with Section of 270x85x8mm
Suspension	Front 3 Semi-elliptic Leaf Springs Rear Air Suspension

## STEERING

Mode	BOSCH ZF Power Steering
Operation	Hydraulically-air Assistance
Ratio	22.2-26.2

## BRAKES

Service	Dual Circuit impressed Air Brake
Parking	Spring Energy on Rear Axles
Auxiliary	Exhaust Brake EVB, With EBS/ESC

## WHEELS & TYRES

Rims	9.00x22.5, 10 Hole-steel, Aluminum
Tyres	Front 385/65R22.5 Rear 315/80R22.5 Tubeless

## DRIVER'S CAB

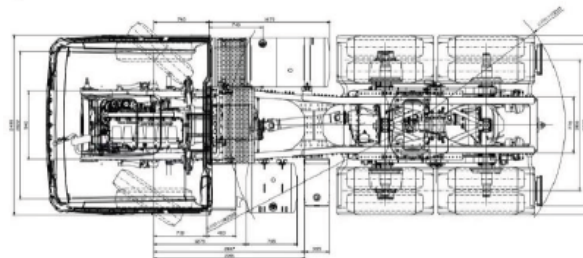
Cab	Hydraulically Tiltable To The Front
Seating	Adjustable Air Driver's Seat And Adjustable Rigid Co-driver's Seat, with Heating And Ventilation System
Type	Double Sleepers; 4-point Support Fully Floating Suspension; Stereo Radio/Usb Interface; MP5 Machine; 360° Cameras

## ELECTRICS

Operating V	24V, Negative Grounded
Starter	24V, 5.5Kw
Alternator	28 V, 2240W
Batteries	2X12 V, 240Ah

## FUEL TANK

Capacity	550+400L, with Locking Fuel Cap
Material	Aluminum



## DIMENSIONS IN MM

Wheel base	3200+1400
Front wheel track	2036
Rear wheel track	1838
Front overhang	1475
Rear overhang	750
Approach angle(°)	16
Departure angle(°)	36
Overall length	6825
Overall width	2490
Overall height	3620
Height of fifth wheel above road	1340/1300

## MASS IN KG

Vehicle Tare Mass	8800
Manufacturer's Gross Vehicle Mass	34000
Manufacturer's Gross Combination Mass	65000
Manufacturer's Gross Front Axle Mass	7700
Manufacturer's Gross Rear Axle Mass	26000
Permissible Gross Vehicle Mass	26000
Permissible Gross Combination Mass	56000
Permissible Front Axle Mass	7700
Permissible Rear Axle Mass	18000

## PERFORMANCE

Maximum Driving Speed(km/h)	121
Maximum Gradeability(%)	36.73
Minimum Turning Circle (m)	21.45
Ground Clearance (mm)	205



SITRAK G7S 64480 TT AMT

**MB TRUCK CITY**  
GEARED FOR GREATNESS